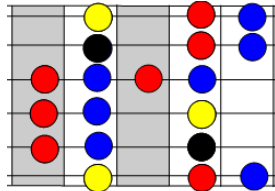
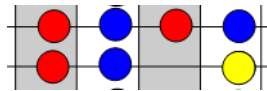


Create Your Own Licks That Use Both Major and Minor Pentatonics


1. Pick any key (in this example, we will choose the key of A)
2. Pick a CAGED shape (in this example, we will choose the "E" shape)
3. Play both major and minor pentatonics in that key and shape (as in following diagram where roots are yellow, fifths are black, minor pentatonic notes are blue, and major pentatonics are red)





4. Pick any two adjacent strings within your chosen key and shape (in this example, we chose the 3rd & 4th strings as in the following diagram)



5. Choose 3 or 4 of the available notes on your given set of strings, making sure to include at least one note from the minor (blue) and one note from the major (red). Choose an order for your notes to create a lick, as in the following example:



6. Put the lick into a longer phrase, using it as either the beginning, middle or end, as in the following examples:



7. Repeat steps 5 and 6 with different note choices.
8. Repeat steps 4, 5, and 6 with different string set choices.
9. Repeat steps 2 to 6 with different shapes in the same key.
10. Repeats steps 1 to 9 with different keys.