

# Lesson 10

## Happy Birthday

(3)  
4

C G C

A guitar fretboard diagram for the first line of 'Happy Birthday'. It consists of five measures. The first measure has notes 0, 0. The second measure has notes 2, 0, 1. The third measure has notes 0, 0, 0. The fourth measure has notes 2, 0, 3. The fifth measure has notes 1, 0, 0. Chords C, G, and C are written above the first, second, and fifth measures respectively.

C F C G C

A guitar fretboard diagram for the second line of 'Happy Birthday'. It consists of five measures. The first measure has notes 3, 0, 1. The second measure has notes 0, 2, 1, 1. The third measure has notes 0, 1, 3. The fourth measure has notes 1. The fifth measure is empty. Chords C, F, C, G, and C are written above the first, second, third, fourth, and fifth measures respectively.

## Sea Shanty

(4)  
4

D<sup>-</sup> C

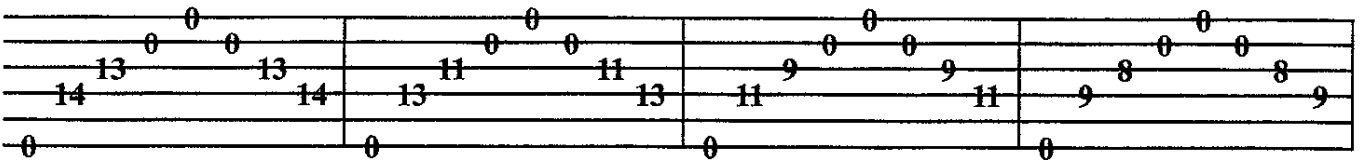


A guitar fretboard diagram for the first line of 'Sea Shanty'. It consists of four measures. The first measure has notes 2, 2, 2, 2, 2, 2. The second measure has notes 2, 0, 3, 2. The third measure has notes 0, 0, 0, 0, 0, 0. The fourth measure has notes 0, 2, 0. Chords D<sup>-</sup> and C are written above the first and second measures respectively.

D<sup>-</sup> A<sup>-</sup> D<sup>-</sup>

A guitar fretboard diagram for the second line of 'Sea Shanty'. It consists of four measures. The first measure has notes 2, 2, 2, 2, 2, 2. The second measure has notes 2, 0, 1, 3. The third measure has notes 1, 2, 0, 2. The fourth measure has notes 0, 0. Chords D<sup>-</sup>, A<sup>-</sup>, and D<sup>-</sup> are written above the first, second, and third measures respectively.

# Lesson 13

## 2 Finger Etude



# Lesson 14

## The Star Spangled Banner

Key/Smith

C G Am E Am D7 G

0 2 3 2 0 1 0 3 1 2 4 0 0 0

C G F C G C G

0 3 1 0 2 0 1 1 0 2 0 2 3 2 0 3 2 0

Am E Am D7 G C G F

1 0 3 1 2 4 0 0 0 0 3 1 0 2 0

C G7

1 1 0 0 0 0 1 3 3 1 0 3 0 1

C G F C Am D7 G

1 1 0 3 1 0 2 0 1 2 4 0 0

C F A7 Dm C G

1 1 1 0 2 2 2 3 0 1 0 3 1 1 0 0 0

C G7 C Am C G7 C

1 3 0 1 3 1 3 0 1 3 1

# Lesson 15

## Lament

